

SPACE²

MAGNETIC TRACK SERIES

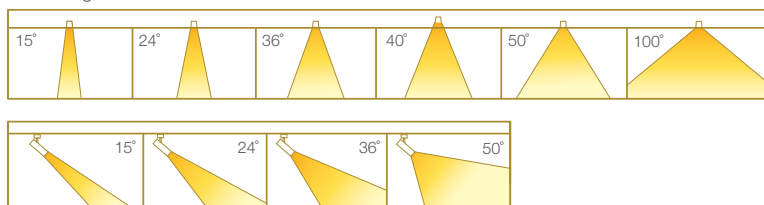
A premium 48V powered extra low voltage magnetic track system with superior aesthetics and built quality. Space2 magnetic track series includes a selection of different luminaires forms that are magnetically attached onto the track and can be flexibly positioned or interchanged at any time for various illumination applications within spaces.



Module Colour Temperature Variation



Beam Angle



Driver Dimming Variation



(ND)



(DA)










(DA)
DALI PART
209

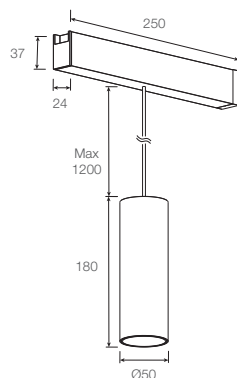
SPACE² PENDANT LIGHT

12W MAGNETIC TRACK LUMINAIRE



AVAILABLE OPTIONS	
FIXTURE COLOUR OPTIONS	Trim Colour Options MATT BLACK RAL9011 
ACCESSORIES	 Honeycomb Anti-Glare Louvre  Soft Lens
LED MODULE	SINGLE CCT 2700K 3000K 4000K ProART 
DRIVER DIMMING	 (ND)  (AN)  (DA)

DIMENSIONS (MM)



SPECIFICATIONS

Family Type	Space ² Series
Input Voltage	48V DC Constant Voltage
Input Voltage	12W
Lifetime	50,000 hours (80% lumen maintenance at Ta = 25°C), B10
Beam Angles	15°, 24°, 38°
Colour Temperatures	2700K, 3000K, 4000K
CRI	ProART (CRI-95)
SDCM	3 steps MacAdam ellipse binning
Driver (Dimming)	Non-dim, 0-10V, DALI
Mains Connection	Magnetic track
Materials	Aluminium, plastic
Fire Safety	VW-1
Flammability Mark	F
Ingress Protection	IP40
Regulatory Markings	CE, CCC, RoHS

PHOTOMETRICS

SPACE2 PENDANT LIGHT

Height (m)		E _{max} (lx)			SPACE ² PENDANT 12W		Luminous Flux (lm)	
		15°	24°	38°	Input Power	CRI	3000K	15°, 24°, 38°
1	E(0°)	8997	4814	1984	12W	ProART CRI-95	850	
	Cone Ø (m)	0.25	0.42	0.71				
2	E(0°)	2249	1203	496				
	Cone Ø (m)	0.51	0.84	1.41				
3	E(0°)	1000	535	220				
	Cone Ø (m)	0.76	1.26	2.12				
4	E(0°)	562	301	124				
	Cone Ø (m)	1.01	1.69	2.83				
5	E(0°)	360	193	79				
	Cone Ø (m)	1.26	2.11	3.54				

Data are based on maximum output at highest CCT (6000K). 2700K will have a nominal data value of 10% lower than published. Nominal CRI-95, equals to Ra>90-97, R9>50

ORDERING MATRIX CHART

Type	Fixture			LED Module						Driver			
	Colour		Accessories	Input Power		Beam Angle		Colour Temp		CRI		Dimming	
S-PENDANT	MB	Matt Black	None	12	12W	15	15°	27	2700K	PA	ProART	ND	Non-Dim
			AGL									Anti-Glare Louvre	24
	SL	Soft Lens	38	38°	40	4000K	DA	DALI					

example: S-PENDANT.MB.12.15.30.PA.ND